



DATA SHORTS

Behavioral Health Data and Analysis | September 2012 Vol. 1, Issue 1

OMS Results: Recovery and Hopefulness

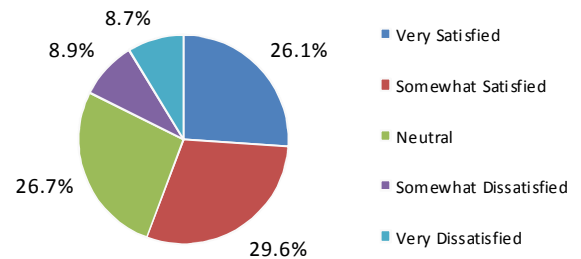
The Mental Hygiene Administration and Systems Evaluation Center of the University of Maryland are introducing a series of Data Shorts on behavioral health issues. September is designated as Recovery Month by the Substance Abuse and Mental Health Services Administration (SAMHSA) (see <http://www.recoverymonth.gov/>); thus, an analysis of the Outcomes Measurement System (OMS) items related to recovery (adults) and hopefulness about the future (children 12 and older) was an ideal topic for this inaugural issue.

Two data views are presented. Point-in-time (PIT), examines the most recent response each participating consumer gave on his/her most recent interview, providing a snapshot of the current PMHS. A majority (55%) of adults were either very satisfied (26%) or somewhat satisfied (29%) with their recovery, while only 18% were dissatisfied (9%) or very dissatisfied (9%). For children 12 and older, the overwhelming majority (83%) strongly agreed (34%) or agreed (49%) that they were hopeful about their future, while only 3% disagreed (2%) or strongly disagreed (1%).

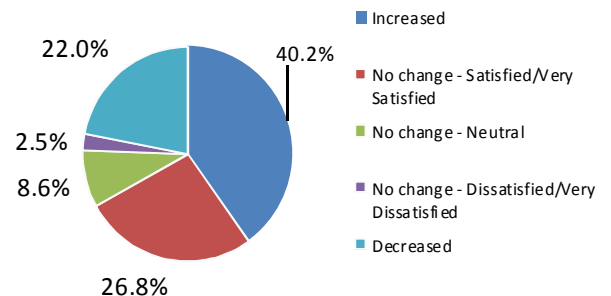
Change-over-time (COT) compares each consumer's most recent response with his/her response on their initial OMS. For items with answers on a 1 to 5 scale, we identify those who have increased or decreased satisfaction or agreement and use 3 categories for those who did not change between categories ("NC" categories), one for those that responded very or somewhat satisfied (or strongly agreed or agreed), one for neutral, and one for very or somewhat dissatisfied (or disagreed or strongly disagreed). Most adults either increased their satisfaction with their recovery (40%) or did not change between interviews and were either very or somewhat satisfied with their recovery (27%). For children, 27% indicated increased hopefulness and 47% who did not change either strongly agreed or agreed with being hopeful about their future.

Visit the OMS Datamart at: http://maryland.valueoptions.com/services/OMS_Welcome.html to access data on several life domains (available by county, age, gender, and race). Providers may access their own data through Provider Connect. Contact Value Options® Provider Relations for details.

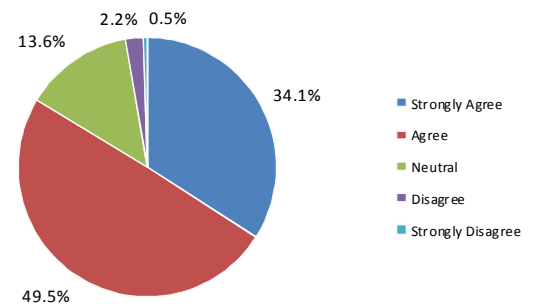
CY 2011 PIT - Overall, how satisfied are you with your recovery?



CY 2011 COT - Overall, how satisfied are you with your recovery?



CY 2011 PIT - I am hopeful about my future.



CY 2011 COT - I am hopeful about my future.

